

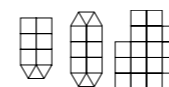
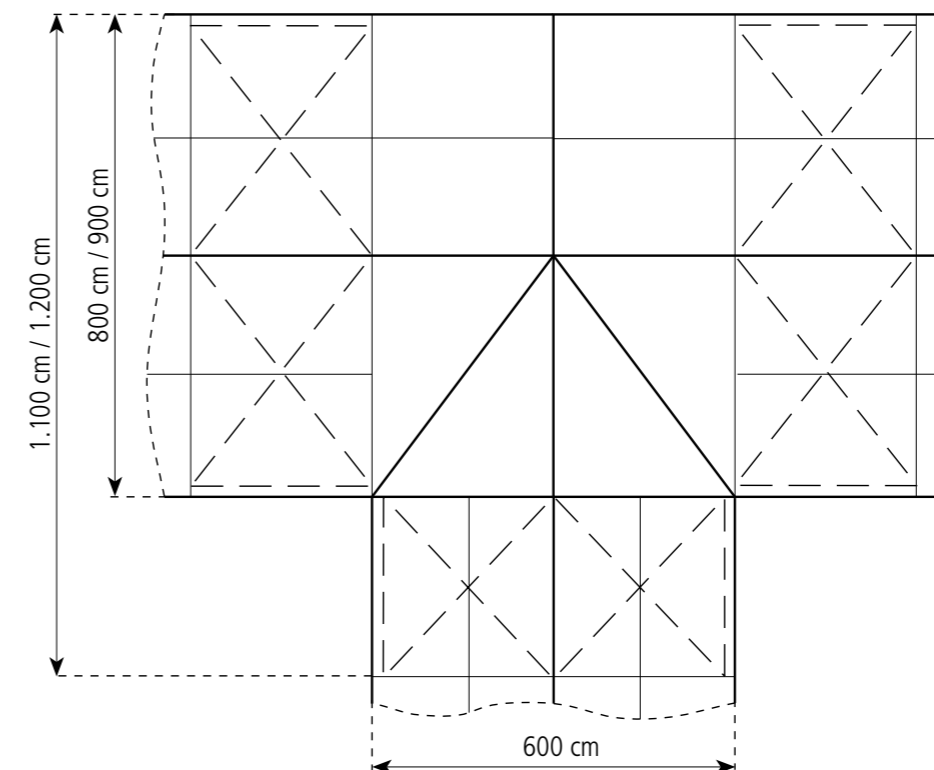
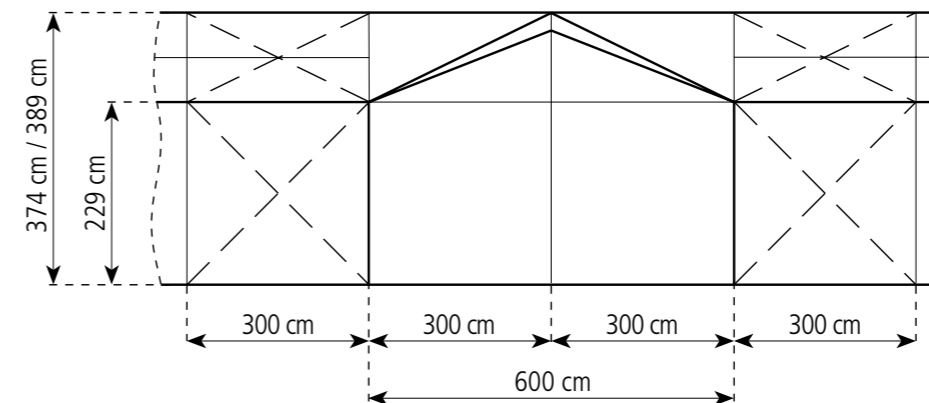

**TECHNICAL  
DATA**

## MEGA DUO

**STANDARD VERSION**

<b>Span</b>	<b>800 cm</b>	<b>900 cm</b>
<b>Side height</b>	<b>229 cm</b>	<b>229 cm</b>
<b>Ridge height</b>	<b>374 cm</b>	<b>389 cm</b>
<b>Roof pitch</b>	<b>20°</b>	<b>20°</b>
<b>Bay distance / grid</b>	<b>300 cm</b>	<b>300 cm</b>
<b>Longest component</b>	<b>428 cm</b>	<b>481 cm</b>
<b>Main profile</b>	<b>81 x 48 x 3 mm or opt. 94 x 48 x 3 mm</b>	<b>94 x 48 x 3 mm</b>
<b>Corner connections</b>	<b>Stem bolts</b>	
<b>Min. setup length</b>	<b>Min. 1 connection field in each destination</b>	
<b>Max. setup length</b>	<b>Expandable with the grid in each destination</b>	
<b>Max. wind speed according to EN</b>	<b>80 km/h</b>	
<b>Roof</b>	<b>Roof tarpaulin with bungee tensioning, white</b>	
<b>Special design</b>	<ul style="list-style-type: none"> <li>• All Mega tents fit to 600, 800 and 900 cm RÖDER standard-Party tent</li> <li>• Elimination of wind cross-wiring by installation of portals</li> </ul>	
<b>Attachment option</b>	<ul style="list-style-type: none"> <li>• ½ Hexagonal at gable ends</li> <li>• Tents of the Mega series 600 and 800 cm</li> </ul>	
<b>Floor</b>	<ul style="list-style-type: none"> <li>• Wood floor with timber or steel-aluminum substructure</li> <li>• Cassette floor</li> <li>• Compact floor</li> </ul>	
<b>Tarpaulin</b>	<b>RÖDER No. 1, PVDF coated tarpaulin, according to DIN 18204</b>	

### 800/229/374 & 900/229/389


**QUESTIONS AND COMMENTS**

We have provided you with a summary of the main data and measurements of our standard constructions. No guarantee can be made for the accuracy of the information given. We cannot be held liable for printing or spelling errors. We would be happy to meet with you personally to help you find the perfect accommodation to match your requirements. If you have any questions on further measurements, specialist constructions, extensions or remodeling, or if you require further technical data, the RÖDER team will be happy to help.